



A COMPELLING EXPLORATION ADVANTAGE

Investing in Canada's Uranium Exploration



TSXV: PTU / OTCQB: PTUUF

Q4 2023



Forward Looking Statements



Disclaimer

The general information set out in this presentation regarding the uranium market, including but not limited to, the demand and supply of uranium, historical events that affected uranium pricing, the global state of the uranium market and other related information, is provided solely for readers' general knowledge and is provided "as is". Purepoint does not warrant or make any representations concerning the accuracy, likely results or reliability of the use of such information. The information provided herein is not intended to be a comprehensive review of all matters and developments concerning the uranium market, and Purepoint assumes no responsibility as to its completeness or accuracy. Furthermore, the information set forth herein in no way shall be construed or interpreted as, or as part of, an offering or solicitation of securities. No securities commission or other regulatory authority in Canada or any other country or jurisdiction has in any way passed upon this information and no representation or warranty is made by Purepoint to that effect.

Caution about Forward-Looking Information

This presentation contains certain forward-looking information and statements regarding the current internal projections, expectations and beliefs of Purepoint as of November 2018 about the future uranium pricing and its potential effect on the uranium equity market based on our uranium price sensitivity analysis and investment thesis. These statements are based on a number of material assumptions including but not limited to, the continuing decline of future global uranium supply, the continuing steadiness of future global uranium demand, the pricing inelasticity with respect to the uranium spot price in relation to the demand and consumption of uranium, future trend of uranium spot price and future patterns of long term contract negotiations. These material assumptions may prove to be incorrect, and the actual results and events may be significantly different from what we currently expect. The forward-looking information set forth herein is designed to help you understand the management's current views of our near and longer-term prospective with respect to the uranium market in general, and it may not be appropriate for other purposes. We will not necessarily update this information unless we are required to by applicable securities law.

Limitation of Liability

Purepoint is not liable for any direct, indirect, special, incidental or consequential damages arising out of the use of – or the inability to sue – the information set forth in this presentation, whether based on breach of contract, breach of warranty, tort (including negligence) or otherwise. This includes but is not limited to the loss of profit, litigation or due to business interruption, even if Purepoint or any of its authorized representatives was advised of the possibility of such damages. The negation of damages set forth above are fundamental elements of the basis of the agreement between Purepoint and the readers of this presentation. This presentation would not be provided without such limitations.

Qualified Person

Scott Frostad BSc, MASc, PGeo, Purepoint's Vice President, Exploration, is the Qualified Person responsible for technical content of this presentation.

Fully funded for upcoming exploration schedule

Share Price Change Since Dec 1, 2020
(5 Day Rolling Average)



TSX Venture: PTU | OTCQB: PTUUF

Market Capitalization (\$Cdn as of Sept 15, 2023)	\$22.96 mm
52 Week Range	\$0.10 - \$0.03
Shares Outstanding	417.53 mm
Options (@\$0.09 weighted avg.)	32.55 mm
Warrants (@\$0.13 weighted avg.)	137.78 mm
Shares Fully Diluted	587.87 mm
Insider Ownership	~7.3%
Institutional Ownership	~27%
Cash on Hand	~\$1.50 million

The market continues to anticipate a significant increase in uranium prices, primarily driven by the dynamics of supply and demand.

The changing dynamics of the energy landscape and the increased interest in nuclear power globally have contributed to a resurgence of investment in this sector, making it an attractive investment opportunity for those seeking exposure to the energy sector.

Exploration discovery delivers the most dramatic inflection point in resource value

The uranium industry continues to deliver strong, long-term fundamentals

The availability of capital in the uranium sector is fueling aggressive project advancement



Carefully Assembled Athabasca Basin Portfolio

Actively advancing a deep pipeline of strategically situated, drill ready projects in the world's richest uranium district



World Class Partners

The only exploration company actively partnered with, funded by, and operating for world class producers Cameco & Orano



Experience & Patience

Proven team shouldered the downturn while maintaining and advancing some of the Basin's most valuable prospects

Highly prospective projects



Since 2002, Purepoint has acquired and explored over 500,000 hectares of property across the Athabasca Basin, quickly and efficiently releasing those demonstrating the fewest prospects.

What remains is a collection of well understood projects with dozens of clearly defined, uranium bearing targets that have been safely maintained in order to maximize their value during the current uranium price revival

Joint Ventures



- Hook Lake Project (28,598 hectares)
- Smart Lake Project (9,860 hectares)

100% Owned

Nine projects
183,965 hectares
Eastern Athabasca Basin Mine Belt

DEEP PORTFOLIO OF ADVANCED DRILL READY PROJECTS

Nine highly prospective projects





Joint Venture Breakdown

- Cameco: 39.5%
- Orano: 39.5%
- Purepoint: 21.0%
- As the operator, Purepoint earns a 10% management fee



Next Steps

- Follow-up drill program at Carter Corridor for 2024 winter program
- The 25-kilometre strike length of the Carter structural/conductive corridor is almost entirely located within the Hook Lake JV project



Purepoint's **Spitfire** Discovery

- Resource not defined
- Results include 10.3% U_3O_8 over 10.0 metres

NexGen's **Arrow** Deposit

- 2018 PFS
- Indicated Resource
- **256,600,000** lbs U_3O_8
- Avg Grade **4.03%** U_3O_8

Fission's **Triple R** Deposit

- 2022 Resource Est.
- Indicated Resource
- **114,900,000** lbs U_3O_8
- Avg Grade **1.94%** U_3O_8



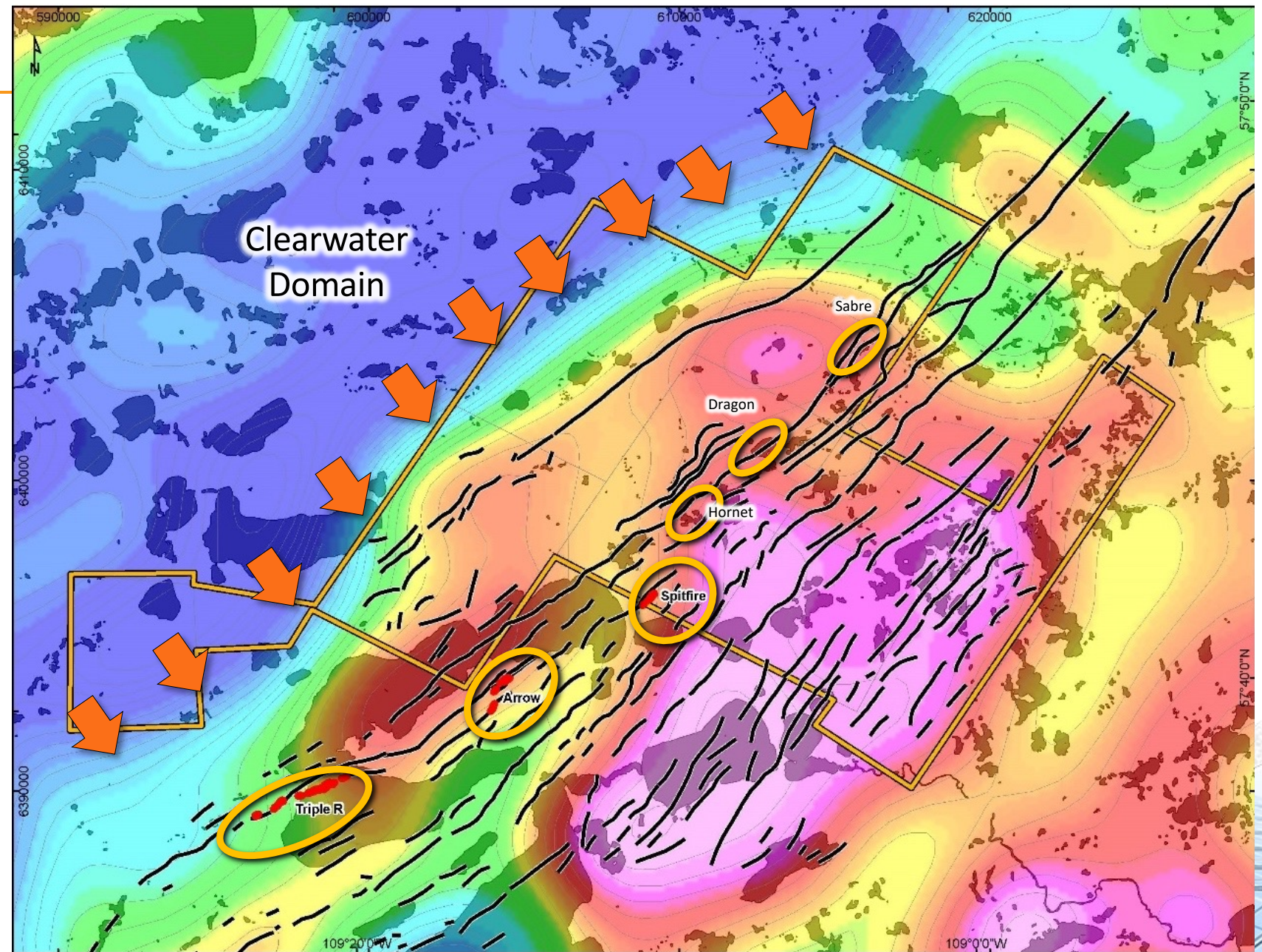
Significant Learnings

- Geological Setting
- Rock Type

Geological Survey of Canada*

- Heat from Clearwater Domain mobilized oxygenated uranium
- Mobilized uranium found long lived, reactivated faults
- Uranium precipitation occurred as oxygen left the fluids

* - Potter, E.G., Tschirhart, V., Powell, J.W., Kelly, C.J., Rabiei, M., Johnstone, D., Craven, J.A., Davis, W.J., Pehrsson, S., Mount, S.M., Chi, G., and Bethune, K.M., 2020. Targeted Geoscience Initiative 5: Integrated multidisciplinary studies of unconformity-related uranium deposits from the Patterson Lake corridor, northern Saskatchewan; Geological Survey of Canada, Bulletin 615



Carter Corridor

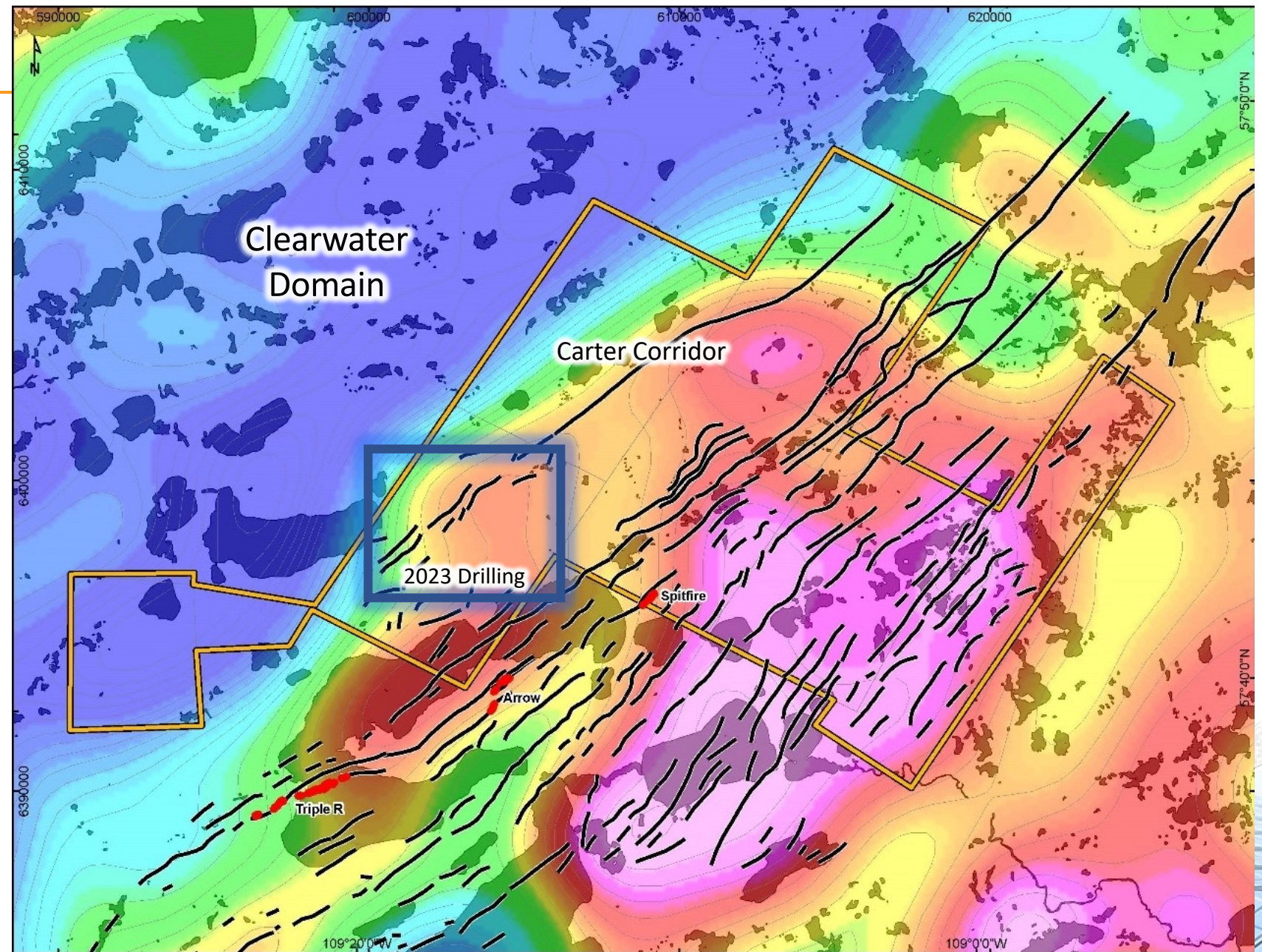
- 25km band of graphitic conductors
- Ideal Rock Type
- ***Extremely close to hydrothermal heat source*** (Clearwater Domain)
- Complex, long-lived faulting pattern

2008 Purepoint Drilling


- Predates any Patterson discoveries
- Spikey radiation at 50 m beneath unconformity
- Significant alteration – evidence of a potential mineralization event

2023 Purepoint Drilling

- 2,710m across six holes



- Diamond drill hole CRT23-05 returned 0.08% U3O8 (671 ppm U) over 0.4 metres (319.1 to 319.5m) from a 15 metre graphitic shear zone (318 to 333m) below the unconformity (283m)
- In addition, the CRT23-05 mineralization was found to be surrounded by a significant boron halo returning greater than 800 ppm B over 35 metres (305-340m)
- Plans for follow up drilling are now being developed



Due south of some of the Basin's largest uranium deposits



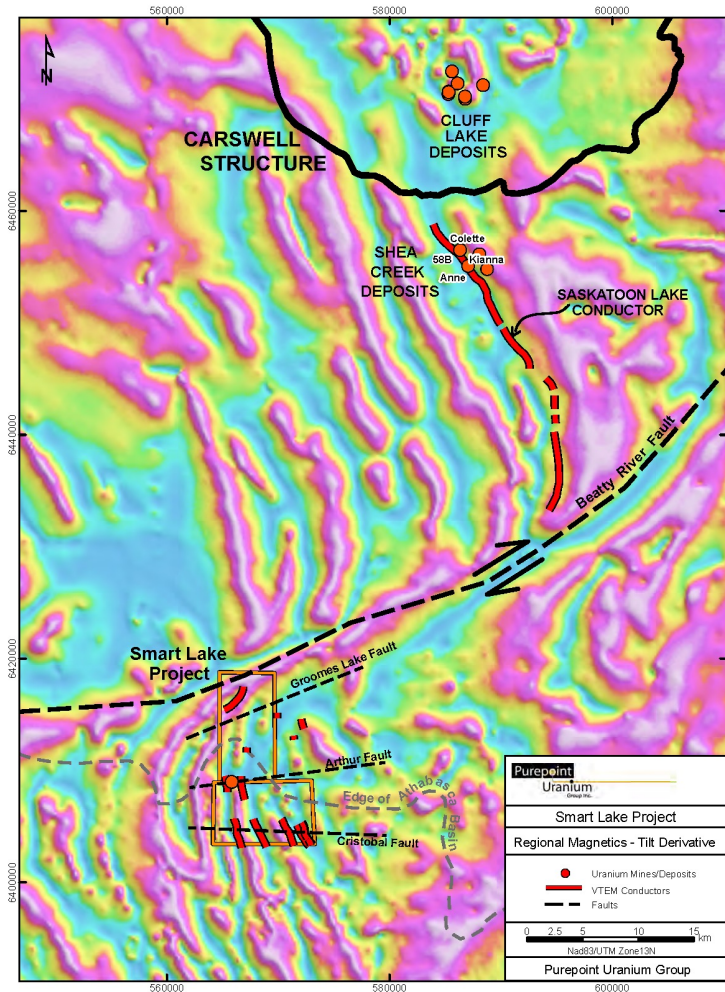
Description

- 9,860 hectares ~18 km west-northwest of Hook Lake JV and ~60km south-southwest of Orano's former Cluff Lake Mine
- Joint Venture Breakdown
 - Cameco Corp: 73%
 - Purepoint: 27%

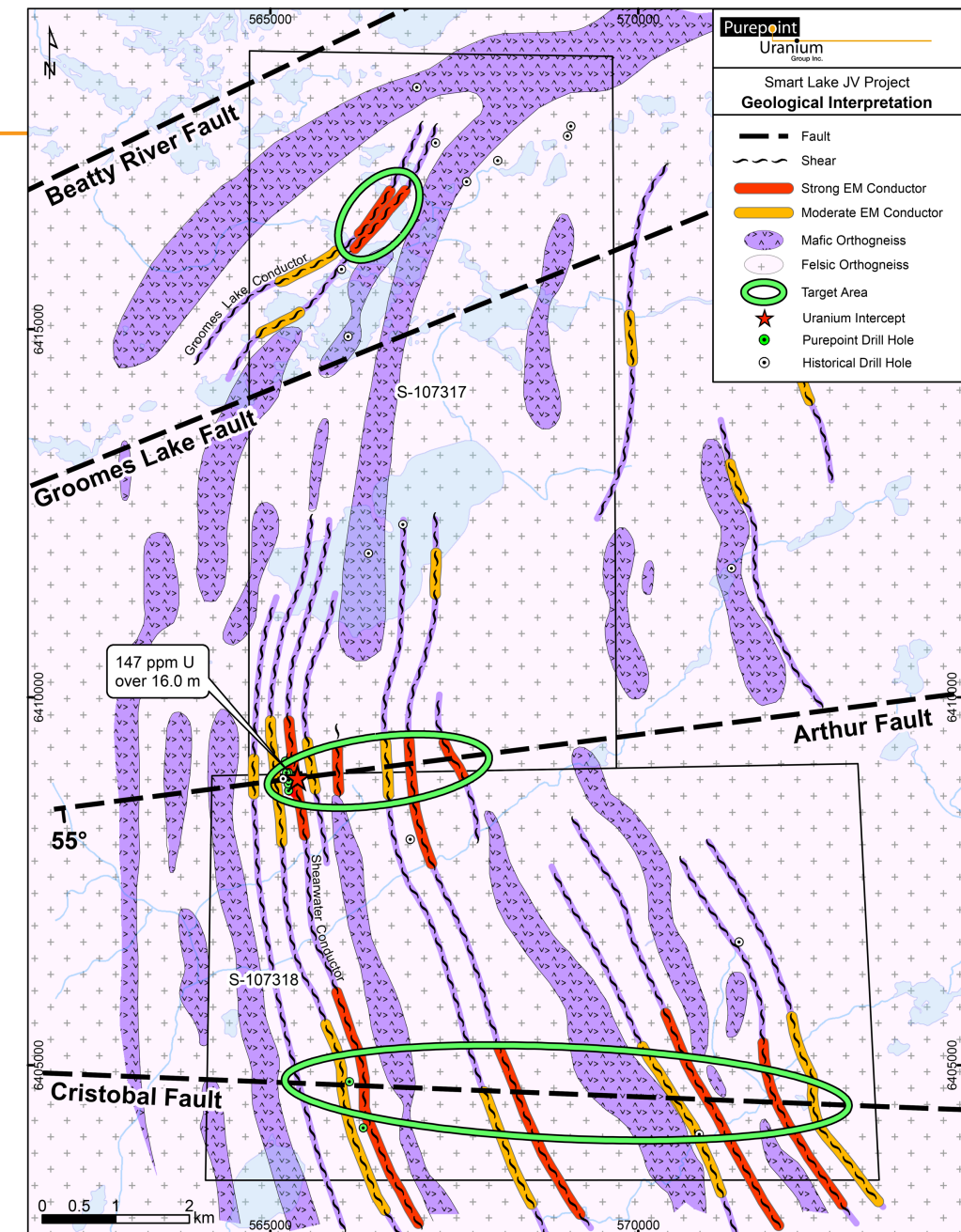


Next Steps

- Follow-up airborne geophysics and geological field mapping is planned for 2024 calendar year



- Geologically connected to the Shea Creek Deposit
- The Smart Lake targets represent the southern end of the “Saskatoon Lake Conductor: displaced along the Beatty River Fault
- Early drilling by the JV partners, intersected basement-hosted uranium mineralization associated with a hydrothermally altered, graphitic shear zone that included 15.4 metres of 147 ppm U only 200 metres from surface
- Comparable to the Patterson Uranium District, key geological processes required for the development of high-grade uranium deposits are considered to be clearly present at Smart Lake



A host of ready targets



Description

- 22 mineral claims for a total of 40,116 hectares
- 100% owned
- 2022/23 winter drill program intersected uranium mineralization along 2 km at the Osprey zone



Next Steps

- Prospecting and field checking of Dancing Lake, Long Lake, Topping Island, Golden Eye, Ghost Lake, Horse Lake, Boundary, Jeffrey, Dominic and Cuning Bay areas is scheduled for Q4-2023

~10km NE of Orano's JEB Mine & ~10km N of Cameco's Eagle Point Mine



Description:

- 22 mineral claims with a total area of 40,116 hectares
- 100% Owned
- 2023 Fall Drill Program:
 - 9 priority targets to be drill tested



Drilling to date has identified a large region of elevated uranium



Description

- 9,706 hectares situated in the eastern plane of the Athabasca Basin
- 100% owned
- Assessment held until August 2031



Next Steps

- Results from 2 drill holes drilled at Turnor Lake during fall 2022 will be used to re-interpret airborne and ground geophysical data before designing a follow-up program

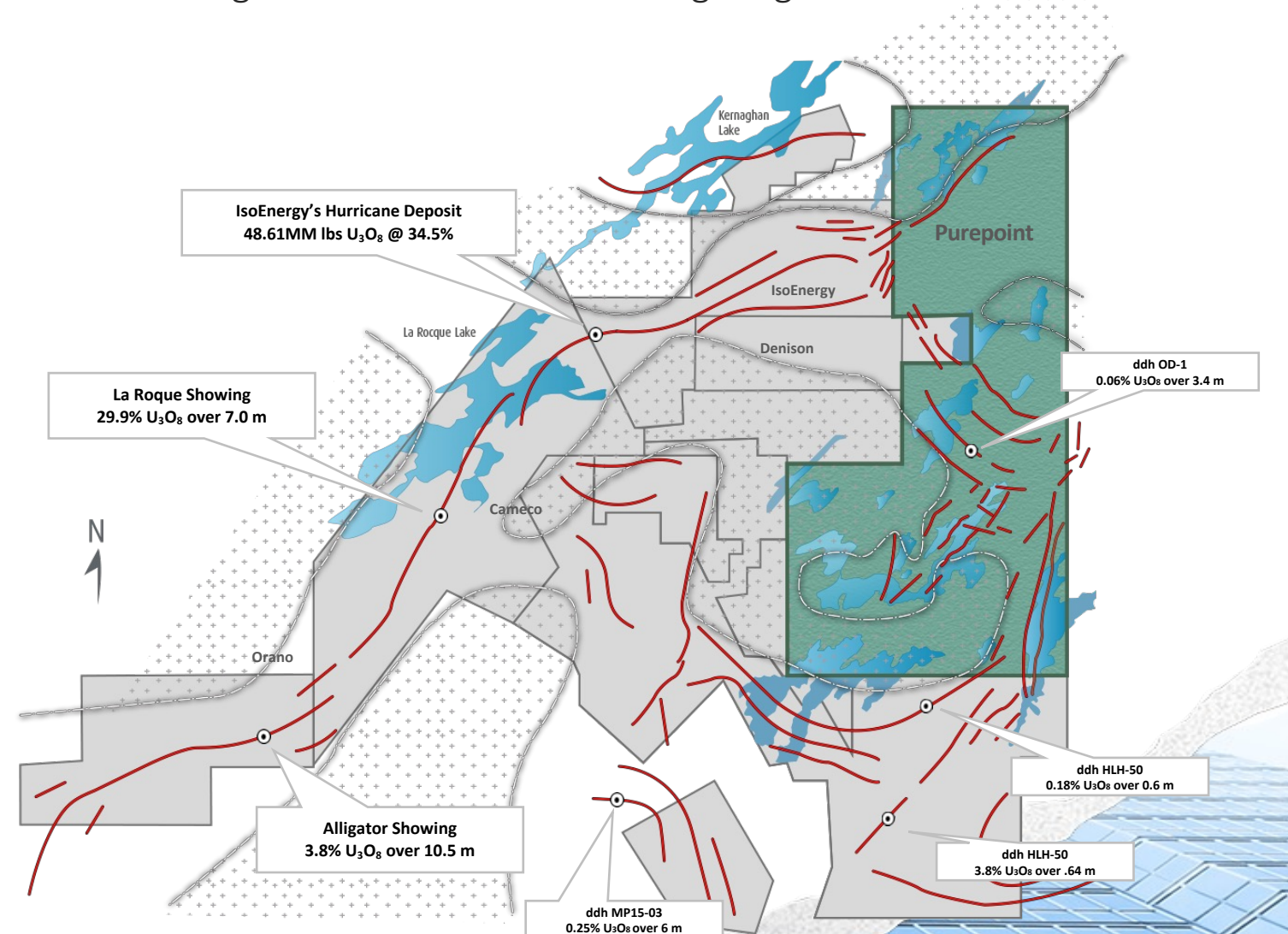
100% OWNED TURNOR LAKE PROJECT

Drilling to date has identified a large region of elevated uranium



Description:

- 9,706 hectares situated in the eastern plane of the Athabasca Basin
- 100% Owned
- Assessment held until: August 2031



Due south of some of the Basin's largest uranium deposits



Description

- 70,598 hectares situated just outside of the Athabasca Basin and due south of some of the Basin's largest uranium deposits
- 100% owned



Next Steps

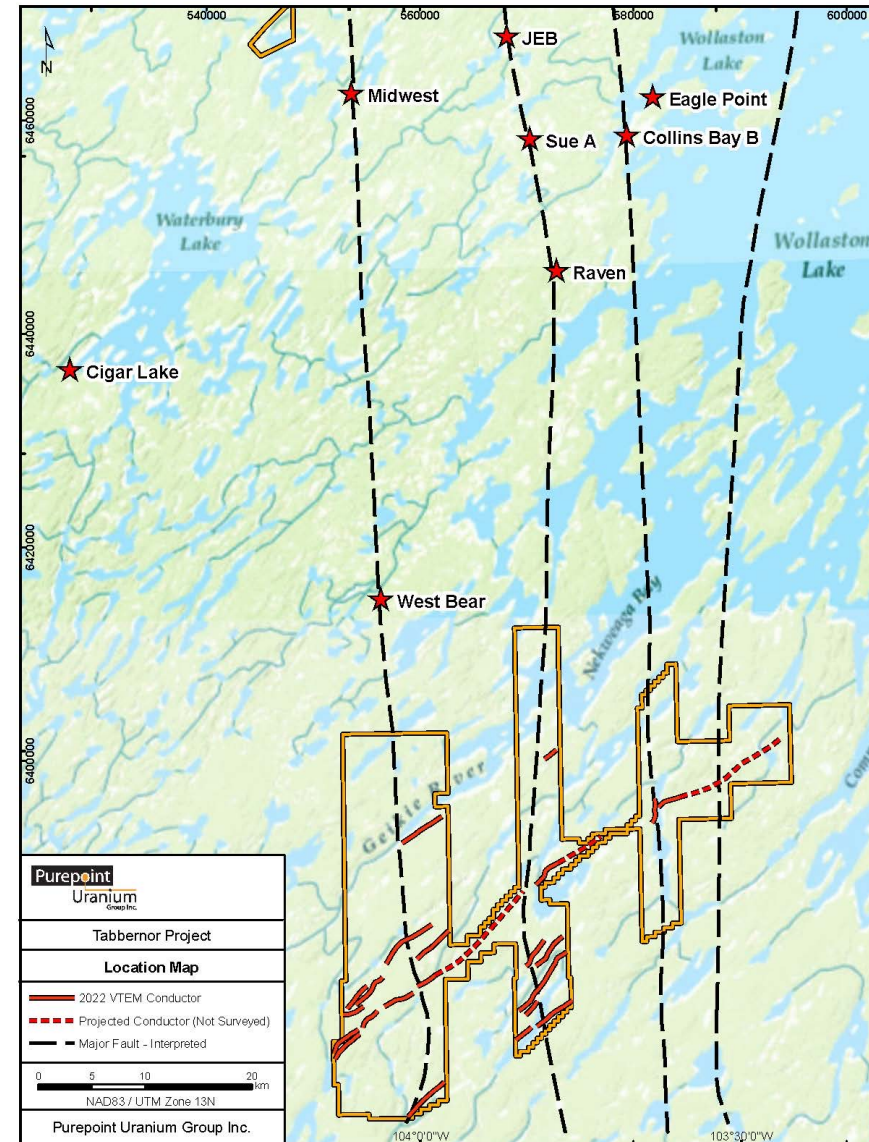
- Follow-up airborne geophysics and geological field mapping

Tabbarnor Fault System (TFS)

- The TFS is a wide, >1500 km geophysical, topographic and geological structural zone
- It hosts over 80 historic mines and gold occurrences, as well as cross cuts the Basin's mine trend aligning itself with 8 of the Basin's largest discoveries

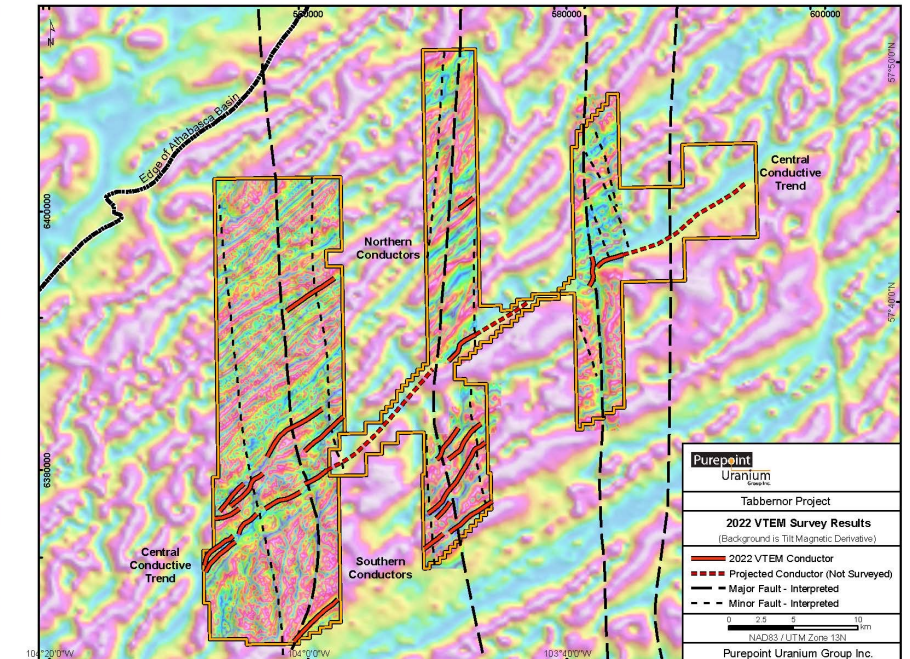
VTEM Results

- A 2,962 line-kilometre 2022 VTEM geophysical results showed the project hosts three belts of east-northeast trending conductive rocks with over 70 km of total conductor strike length



100% Owned Tabbarnor Project

Located within the Tabbarnor Fault System

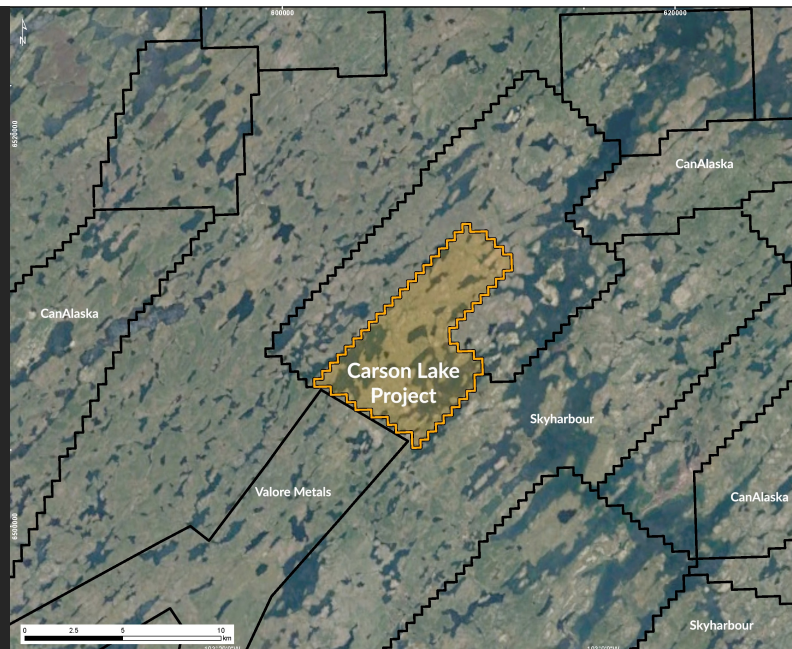


3 Drill Ready Targets Identified



Description

- 4,972 hectares on the eastern side of the Athabasca Basin, adjoining Valore's Hatchet Lake Project

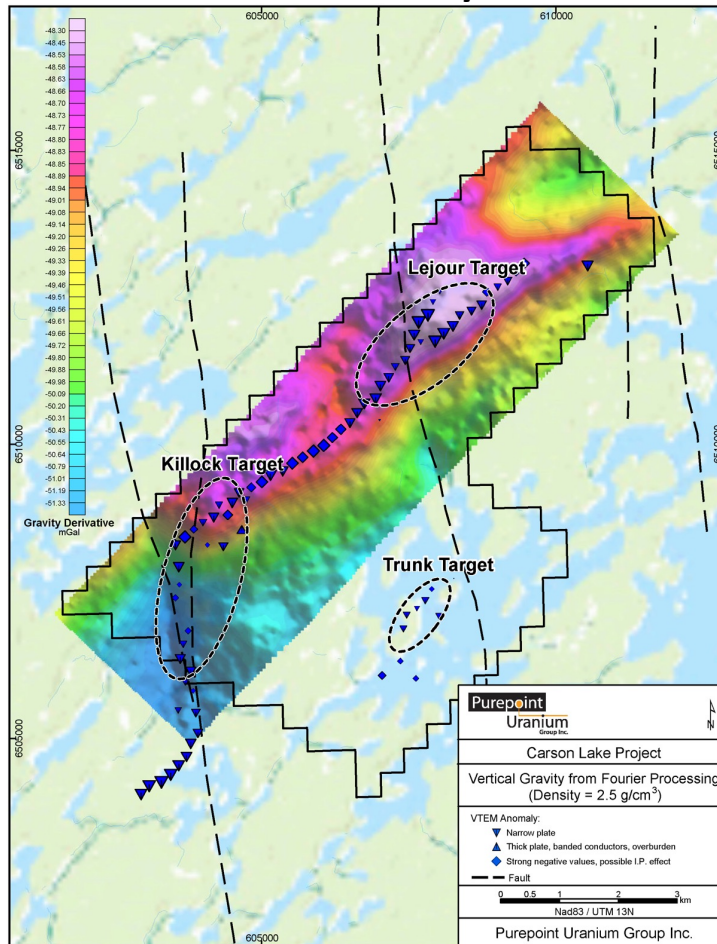


Next Steps

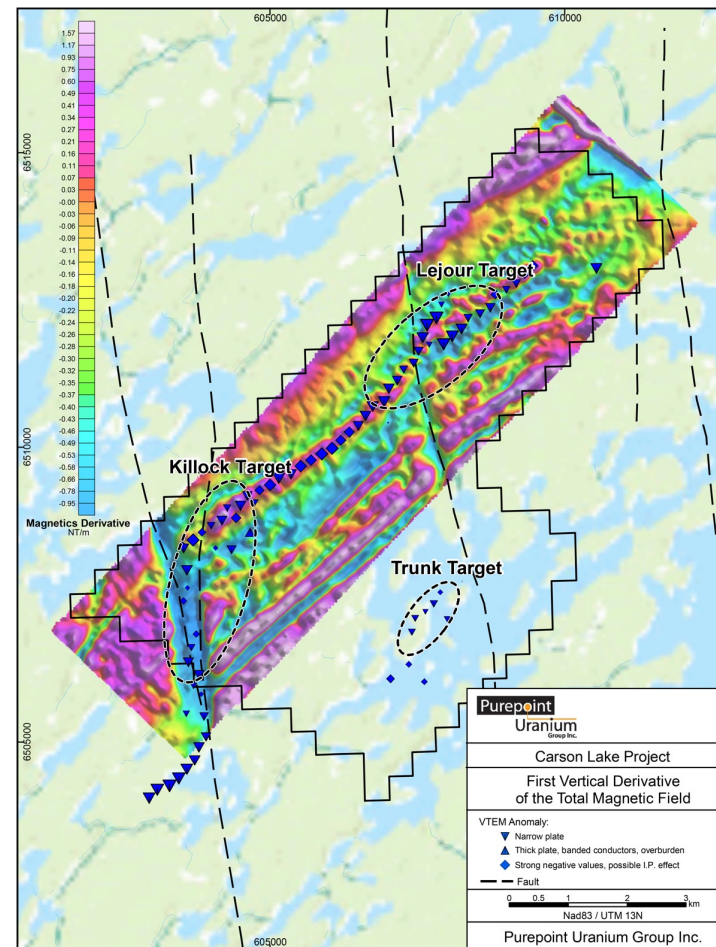
- Inaugural drill campaign

3 Drill Ready Targets Identified, Drilling Planned for Fall 2023

2022 Gravity



2022 First Derivative Magnetic



Exploration is focused on basement-hosted uranium mineralization targets similar to the Eagle Point deposit situated 50 km south-southwest of Carson Lake

Targets:

- Killock
- Lejour
- Trunk

Exploration discovery delivers the most dramatic inflection point in resource value

Advancing Several Projects Towards a Discovery

- Drilling at Hook Lake: Q1 – 2024
- Geophysics at Smart Lake JV: 2024
- Geophysics and Mapping at Tabbernor Project
- Field work and Drilling at Red Willow
- Drilling at Carson



Carefully Assembled Athabasca Basin Portfolio

Actively advancing a deep pipeline of strategically situated, drill ready projects in the world's richest uranium district



World Class Partners

The only exploration company actively partnered with, funded by, and operating for world class producers Cameco & Orano




Experience & Patience

Proven team shouldered the downturn while maintaining and advancing some of the Basin's most valuable prospects

Purepoint

Uranium Group Inc.



Chris Frostad, President & CEO

cfrostad@purepoint.ca

T: +1.416.603.8368

Jeanny So, Corporate Communications

info@jeannyso.com

T: +1.647.202.0994



www.purepoint.ca



Twitter @PurepointU₃O₈




LinkedIn @Purepoint-Uranium



YouTube @Purepoint Uranium

HIGHLY QUALIFIED LEADERSHIP TEAM

With decades of experience in the Athabasca Basin



Chris Frostad, BBA, CA, CPA - President & CEO and Director

- 35+ years of experience in the development and building a variety of high growth, early stage, public and private companies in both the technology and mining and metals industries.
- Served as President & CEO of Minera Alamos Inc (MAI) and director of Victory Capital Corp (VIC) and Enthusiast Gaming Holdings Inc (EGLX) as well as CEO in Resident of Toronto-based Venture Capital Firm.



Scott Frostad, BSc, MSc, PGeo – Vice President, Exploration and Director

- 30+ years of experience in the mining industry throughout Canada.
- Worked with renowned mining companies such as Lac Minerals, Teck and Placer Dome. Most recently, he was Environmental Specialist for Cogema Resources Inc. and managed environmental issues at both the Cluff Lake and McClean Lake Uranium Mines in Northern Saskatchewan.

Allan Beach, BA. LLB - Director

- Former partner Fasken Martineau DuMoulin LLP, with over 30 years of experience emphasizing mergers and acquisitions, venture capital, tax advantaged structures and general corporate finance.

Borys Chabursky, BCS - Director

- Founder of Shift Networks and served as the Chairman of SHI Capital, a boutique investment bank, and President of SHI Ventures, a vehicle through which he has invested as an angel in over 40 companies.



Linda Tong, GIS Specialist

- 20+ years of experience in GIS application, GIS development and computer programming.
- Linda has been Purepoint's GIS Specialist since January 2016.



Jeanny So, Corporate Communications

- 20+ years of sales and investor management leadership in the Capital Markets
- A communications and relationship expert with a well-respected reputation within the mining industry

Ram Ramachandran, BA, CA, CPA – CFO

- Spent 11-years as Deputy Director and Associate Chief Accountant with the Ontario Securities Commission.