


Corporate Presentation

January 2021

FORWARD-LOOKING STATEMENTS



Disclaimer

The general information set out in this presentation regarding the uranium market, including but not limited to, the demand and supply of uranium, historical events that affected uranium pricing, the global state of the uranium market and other related information, is provided solely for readers' general knowledge and is provided "as is". Purepoint does not warrant or make any representations concerning the accuracy, likely results or reliability of the use of such information. The information provided herein is not intended to be a comprehensive review of all matters and developments concerning the uranium market, and Purepoint assumes no responsibility as to its completeness or accuracy. Furthermore, the information set forth herein in no way shall be construed or interpreted as, or as part of, an offering or solicitation of securities. No securities commission or other regulatory authority in Canada or any other country or jurisdiction has in any way passed upon this information and no representation or warranty is made by Purepoint to that effect.

Caution about Forward-Looking Information

This presentation contains certain forward-looking information and statements regarding the current internal projections, expectations and beliefs of Purepoint as of November 2018 about the future uranium pricing and its potential effect on the uranium equity market based on our uranium price sensitivity analysis and investment thesis. These statements are based on a number of material assumptions including but not limited to, the continuing decline of future global uranium supply, the continuing steadiness of future global uranium demand, the pricing inelasticity with respect to the uranium spot price in relation to the demand and consumption of uranium, future trend of uranium spot price and future patterns of long term contract negotiations. These material assumptions may prove to be incorrect, and the actual results and events may be significantly different from what we currently expect. The forward-looking information set forth herein is designed to help you understand the management's current views of our near and longer-term prospective with respect to the uranium market in general, and it may not be appropriate for other purposes. We will not necessarily update this information unless we are required to by applicable securities law.

Limitation of Liability

Purepoint is not liable for any direct, indirect, special, incidental or consequential damages arising out of the use of – or the inability to sue – the information set forth in this presentation, whether based on breach of contract, breach of warranty, tort (including negligence) or otherwise. This includes but is not limited to the loss of profit, litigation or due to business interruption, even if Purepoint or any of its authorized representatives was advised of the possibility of such damages. The negation of damages set forth above are fundamental elements of the basis of the agreement between Purepoint and the readers of this presentation. This presentation would not be provided without such limitations.

Qualified Person

Scott Frostad BSc, MASC, PGeo, Purepoint's Vice President, Exploration, is the Qualified Person responsible for technical content of this presentation.

PUREPOINT URANIUM GROUP INC



Why Uranium?

Now

- We are at the acknowledged **bottom** of the uranium price cycle
- Ongoing mine closures/ production **reductions are depleting** available supply
- **Demand** continues to rise with new reactors

Tomorrow

- Elimination of excess inventory to result in **near term correction**
- A **50% - 100%** increase in current uranium prices required to attain economic production (open mines)
- Limited investment choices now remain

The pending correction in uranium prices is expected to be quick and significant

Why Purepoint?

Now

- **Hook Lake** project in the Athabasca Basin's Patterson Uranium District
- **High-Grade Discoveries** already made on trend with this century's largest uranium discoveries (Fission/NexGen)
- **Funding/Exploration Partners** - Cameco & Orano

Tomorrow

- One of the most advanced **portfolio** of 100%-owned projects in the Athabasca Basin
- A pipeline of **advanced** projects
- **>\$25MM invested** to date
- Easily **maintained** until uranium markets improve

Poised for discoveries as we enter a new phase of the uranium price cycle

CORPORATE UPDATE – Q3 2020



01 About Purepoint

02 Hook Lake & The
Patterson Corridor

03 Athabasca Basin
Portfolio

04 Uranium Market
Shift Underway

The Company We Keep



Established in the Basin since 2002, Purepoint holds 6 highly prospective uranium projects in the Athabasca Basin.

Its Hook Lake Project is a joint venture with two of the largest uranium suppliers in the world, **Cameco Corp & Orano Canada** and it is on trend with the decade's largest uranium discoveries from NexGen Energy Ltd. and Fission Uranium Corp.

Our Partners



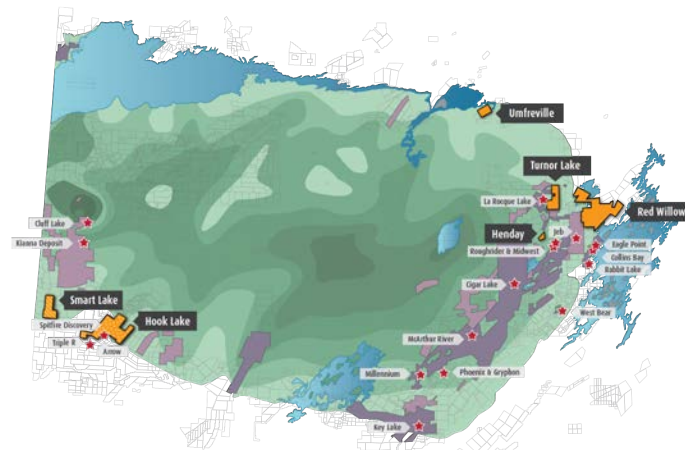
Our Neighbors



Established Pipeline of Uranium Projects

Covering all stages of the exploration cycle

Outside its flagship Hook Lake Project, drilling to date on Smart Lake, Red Willow and Turnor Lake projects have all resulted in the identification of uranium mineralization and related exploration indicators for further follow-up



High Grade Discoveries at Flagship Hook Lake Project

Preparing follow-up program at newly outlined Sabre Zone

First Pass Drilling Completed

Uranium mineralization identified at all projects

Drill Targets Defined

Pending maiden drill programs

Hook Lake	28,683 h	21% Ownership (Cameco & Orano)	\$24.6m spent (\$8mm by PTU)	Held to March 2038
Smart Lake	9,800 h	27% Ownership (Cameco)	\$3.0 spent (\$3mm by PTU)	Held to July 2024
Red Willow	40,119 h	100% Owned	\$9.25mm spent	Held to March 2025
Turnor Lake	9,705 h	100% Owned	\$5.5mm spent	Held to August 2031
Umfreville	3,941 h	100% Owned	\$0.75mm spent	Held to April 2022
Henda	1,029 h	100% Owned	\$0.35mm spent	Held to February 2022

Highly Qualified Leadership Team

With Decades of Experience in the Basin



Chris Frostad, BBA, CA, CPA – President & CEO and Director

- 35+ years of experience in the development and building a variety of high growth, early stage, public and private companies in both the technology and mining and metals industries.
- Served as President & CEO of Minera Alamos Inc (MAI) and director of Victory Capital Corp (VIC) and Enthusiast Gaming Holdings Inc (EGLX) as well as CEO in Resident of Toronto-based Venture Capital Firm.



Scott Frostad, BSc, MASc, PGeo – Vice President, Exploration and Director

- 30+ years of experience in the mining industry throughout Canada.
- Worked with renowned mining companies such as Lac Minerals, Teck and Placer Dome. Most recently, he was Environmental Specialist for Cogema Resources Inc. and managed environmental issues at both the Cluff Lake and McClean Lake Uranium Mines in Northern Saskatchewan.



Roger Watson, BASc – Chief Geophysicist

- 50+ years in the mining industry providing geophysical expertise to countless projects around the world.
- A founding partner at Paterson, Grant and Watson Ltd, he oversaw large scale projects in Algeria, the Ivory Coast, USA and Canada and ran approximately 400 surveys in Canada, USA and the Caribbean.

Allan Beach, BA. LLB – Director

- Former partner Fasken Martineau DuMoulin LLP, with over 30 years of experience emphasizing mergers and acquisitions, venture capital, tax advantaged structures and general corporate finance.

Borys Chabursky, BCS – Director

- Founder of Shift Networks and served as the Chairman of SHI Capital, a boutique investment bank, and President of SHI Ventures, a vehicle through which he has invested as an angel in over 40 companies.

Ram Ramachandran, BA, CA, CPA – CFO

- Spent 11-years as Deputy Director and Associate Chief Accountant with the Ontario Securities Commission.

Capital Structure

Minimizing dilution while being able to manage large exploration budgets



Market Capitalization	\$24,064,000
52 Week Range	\$0.09 - \$0.025
Shares Outstanding	267,378,338
Options (@\$0.08 weighted avg.)	22,210,000
Warrants (@\$0.11 weighted avg.)	54,395,167
Shares Fully Diluted	343,983,505

A “Major” Exploration Project



The Patterson Corridor is home to the largest uranium discoveries of this century, worldwide – NexGen’s Arrow Deposit & Fission’s Triple R Deposit



Hook Lake JV & the Patterson Corridor

The priority exploration project of two of the world’s largest suppliers of Uranium – Cameco Corp and Orano Canada

- ✓ SE Edge of Saskatchewan's Athabasca Basin
- ✓ To Date over **350MM lbs of U_3O_8** have been defined
- ✓ This well defined geologic trend stretches North;
 - from **Fission Uranium's** PLS project,
 - through **NexGen's** Rook1 project, and
 - across the **Hook Lake** project



02

Hook Lake & The Patterson Corridor

- ✓ SE Edge of Saskatchewan's Athabasca Basin
- ✓ To Date over **350MM lbs of U_3O_8** have been defined
- ✓ This well defined geologic trend stretches North;
 - from **Fission Uranium's** PLS project,
 - through **NexGen's** Rook1 project, and
 - across the **Hook Lake** project



02

Hook Lake & The Patterson Corridor

- ✓ SE Edge of Saskatchewan's Athabasca Basin
- ✓ To Date over **350MM lbs of U_3O_8** have been defined
- ✓ This well defined geologic trend stretches North;
 - from **Fission Uranium's** PLS project,
 - through **NexGen's** Rook1 project, and
 - across the **Hook Lake** project



02

Hook Lake & The Patterson Corridor

Purepoint's **Spitfire** Deposit

- Resource not defined
- Results include **10.3% U_3O_8** over 10.0 metres

NexGen's **Arrow** Deposit

- 2018 PFS
- Indicated Resource
- **256,600,000 lbs U_3O_8**
- Avg Grade **4.03% U_3O_8**

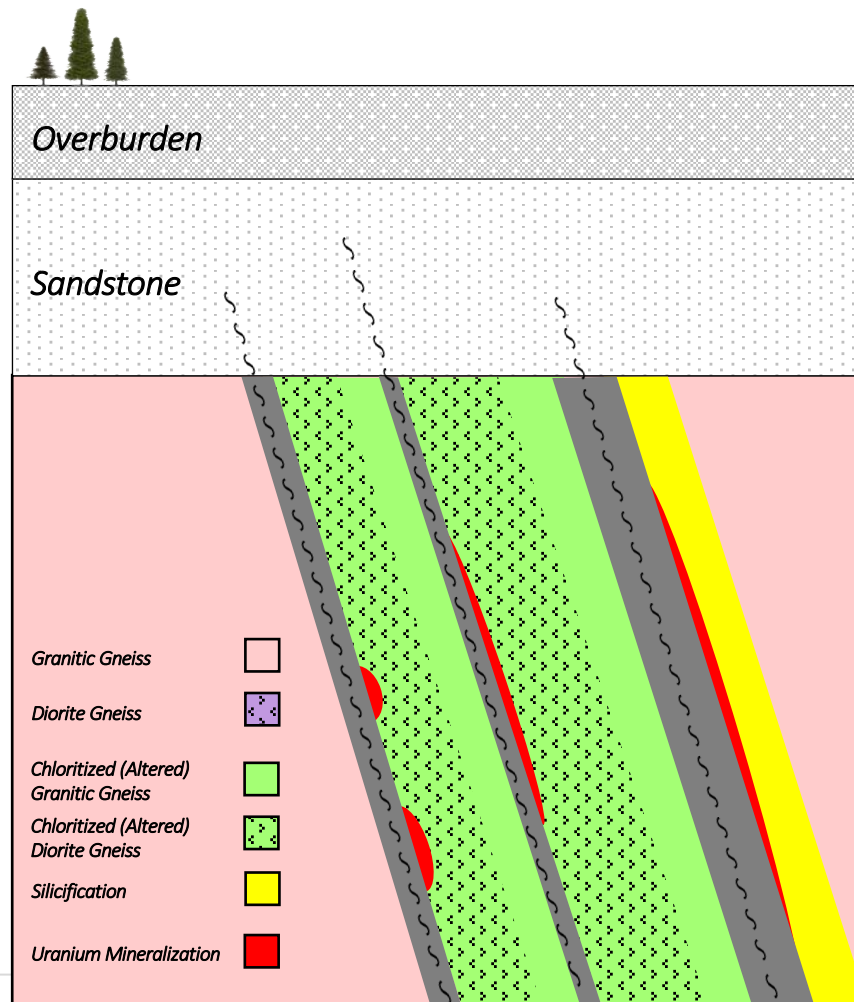
Fission's **Triple R** Deposit

- 2019 PFS
- Indicated Resource
- **102,360,000 lbs U_3O_8**
- Avg Grade **2.10% U_3O_8**



Patterson Model Setting

- ✓ Common setting for all significant mineralization identified to date
- ✓ Developed through analysis of all drilling and geophysics along the Patterson Trend
- ✓ Includes:
 - Multiple, parallel bands of graphitic conductors
 - Host rock of both granitic and dioritic gneiss
 - Host rock has been significantly altered by the heat of mobilized, uranium mineralized fluids
 - Complexity in the geology (cross cutting faults, bends, etc.)



Current Priority – Sabre Zone

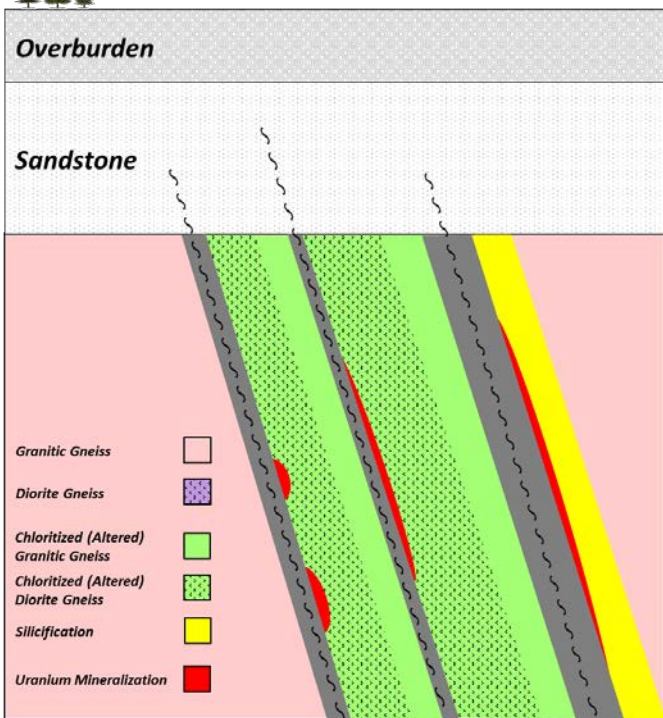
- ✓ Northern section of the Patterson Corridor
- ✓ Focus of this coming winter's drill campaign
- ✓ Stepping north from hole HK-105 drilled early last year



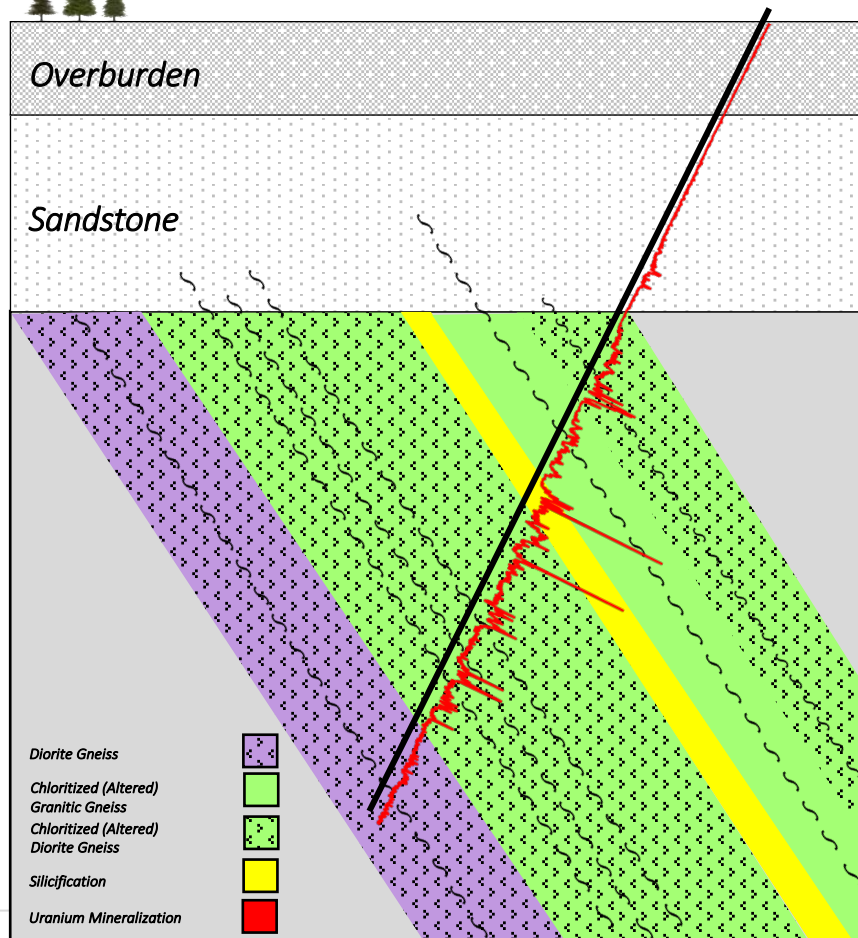
02

Hook Lake & The
Patterson Corridor

Patterson Model Setting

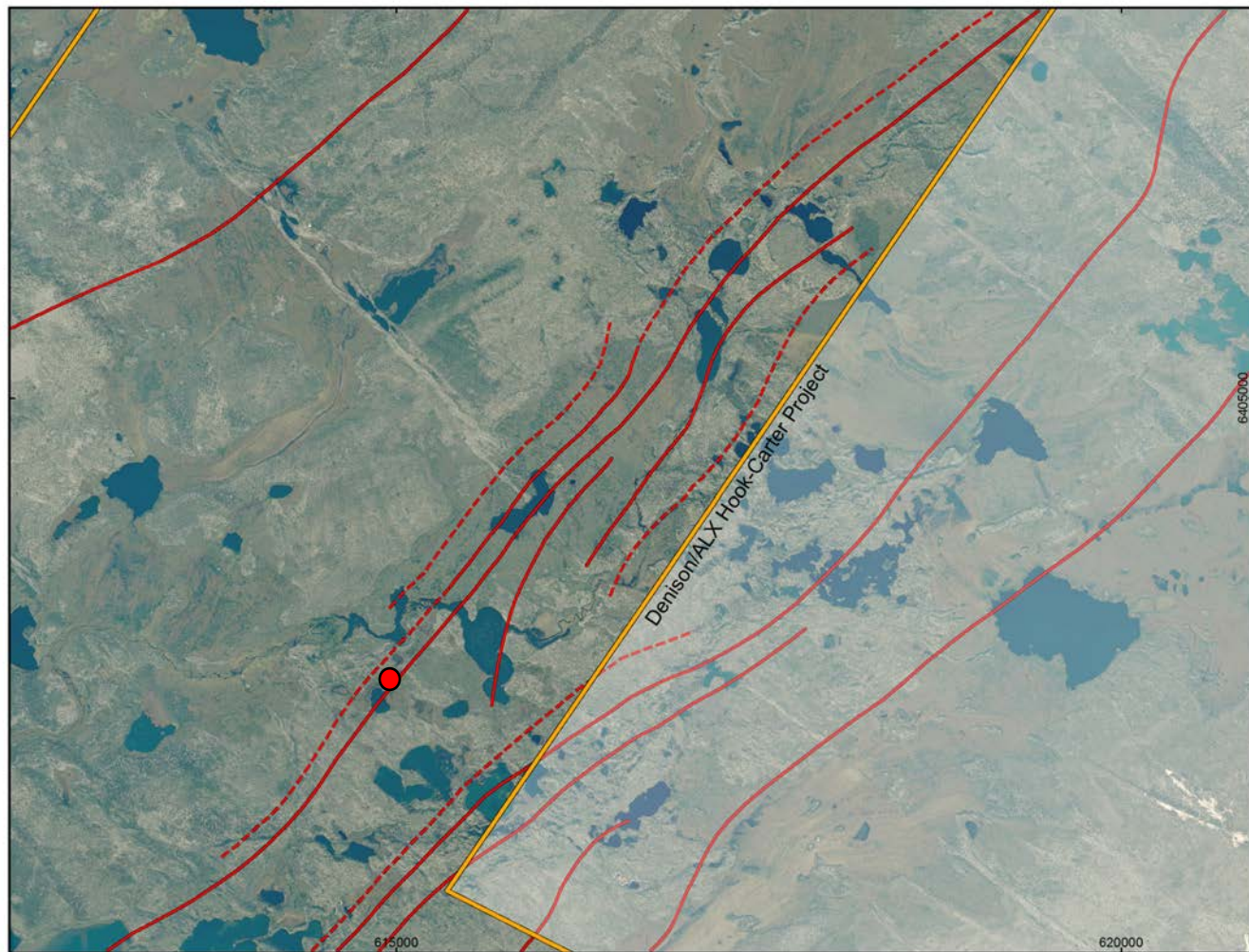


Hole HK19-105



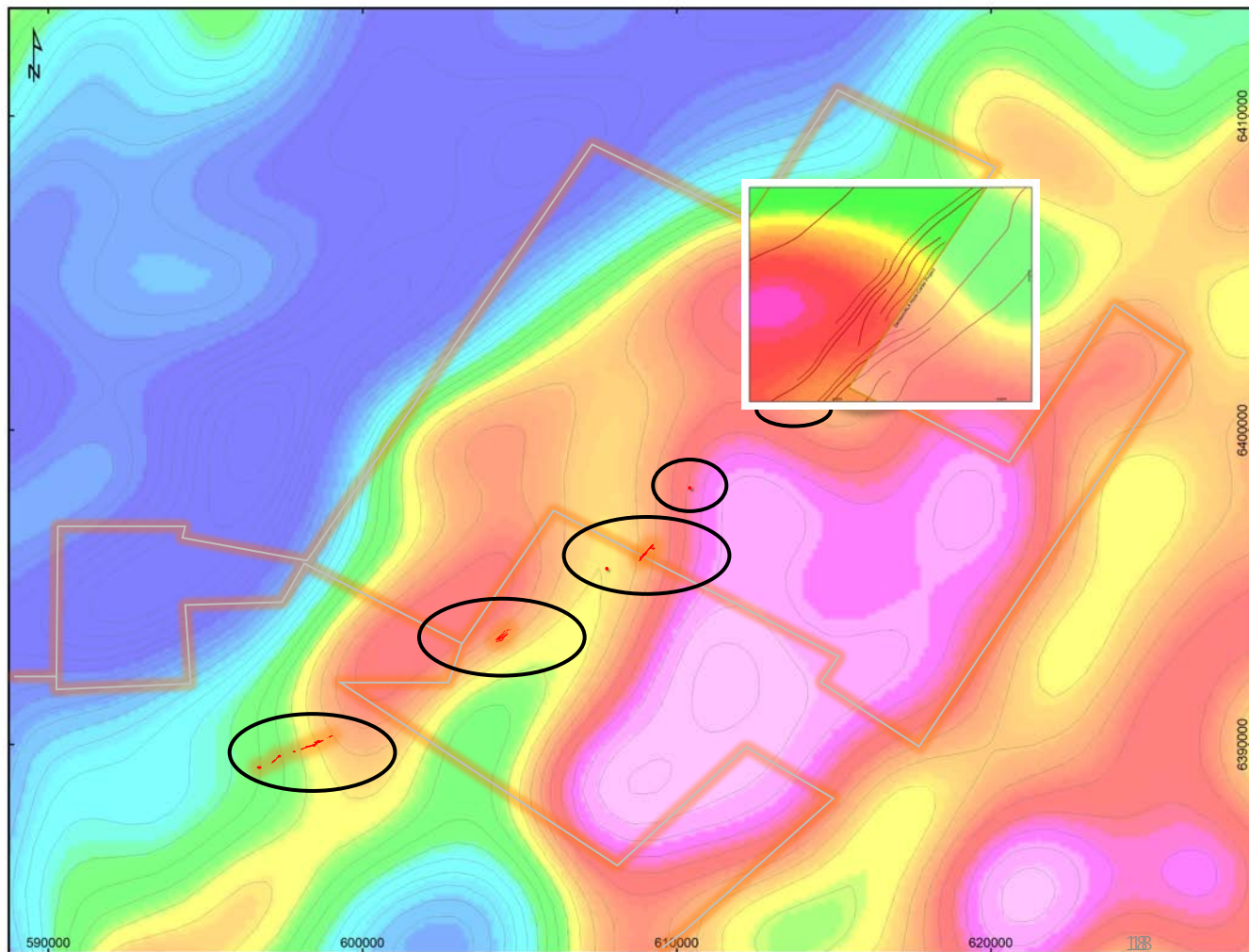
Preparation of the Sabre Zone

- ✓ Moving-Loop, Electromagnetic survey to the north of HK19-105 (200m spacing)
- ✓ Results **presented multiple parallel conductors** not previously defined by airborne survey



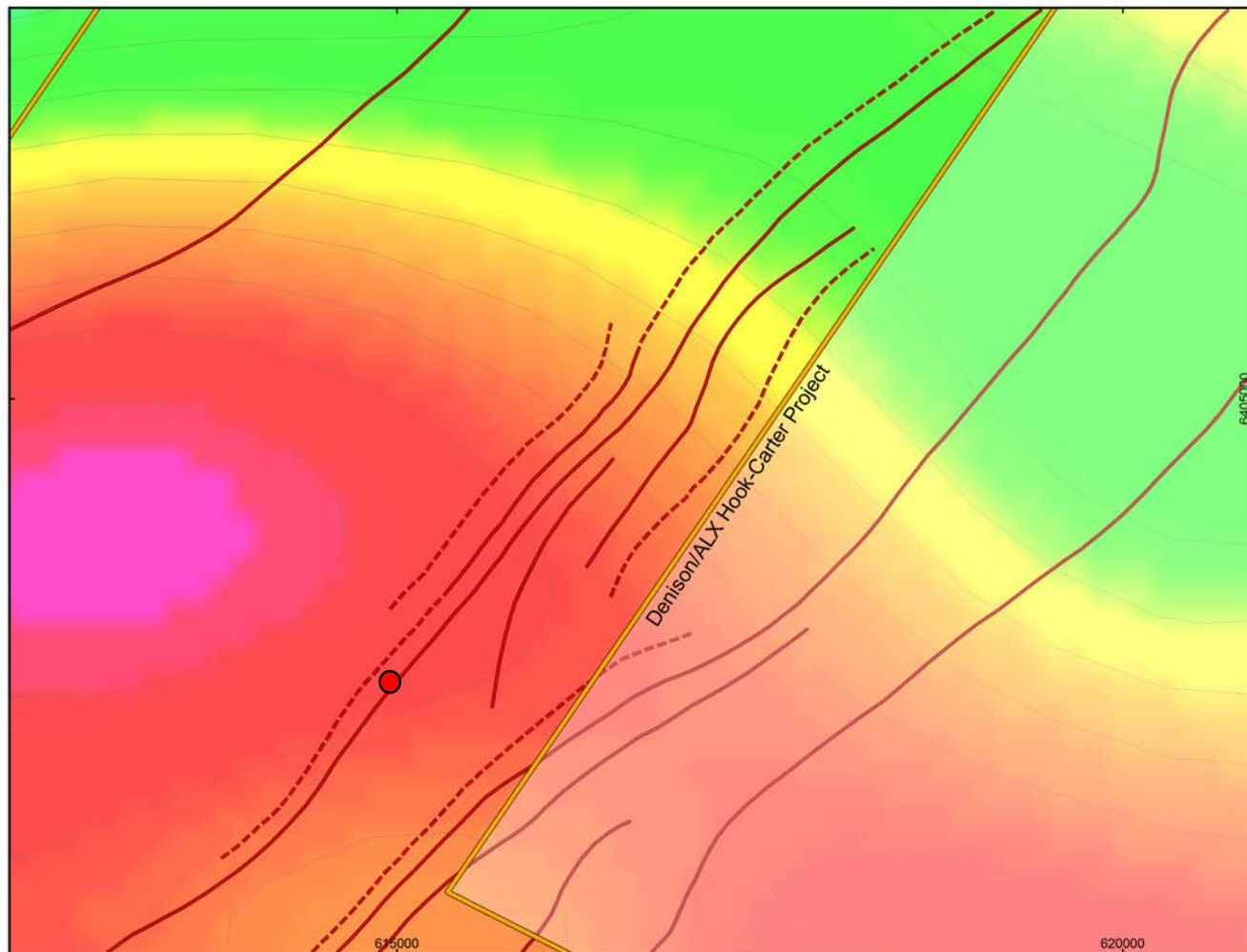
Isolating/Prioritizing Drill Targets

- ✓ Geological Survey of Canada Gravity Survey
 - Target host rock (of both granitic and dioritic gneiss) correlates to the transitions zones between high-low gravity regions – key to the model setting
 - Sabre conductors travel directly across transition zone



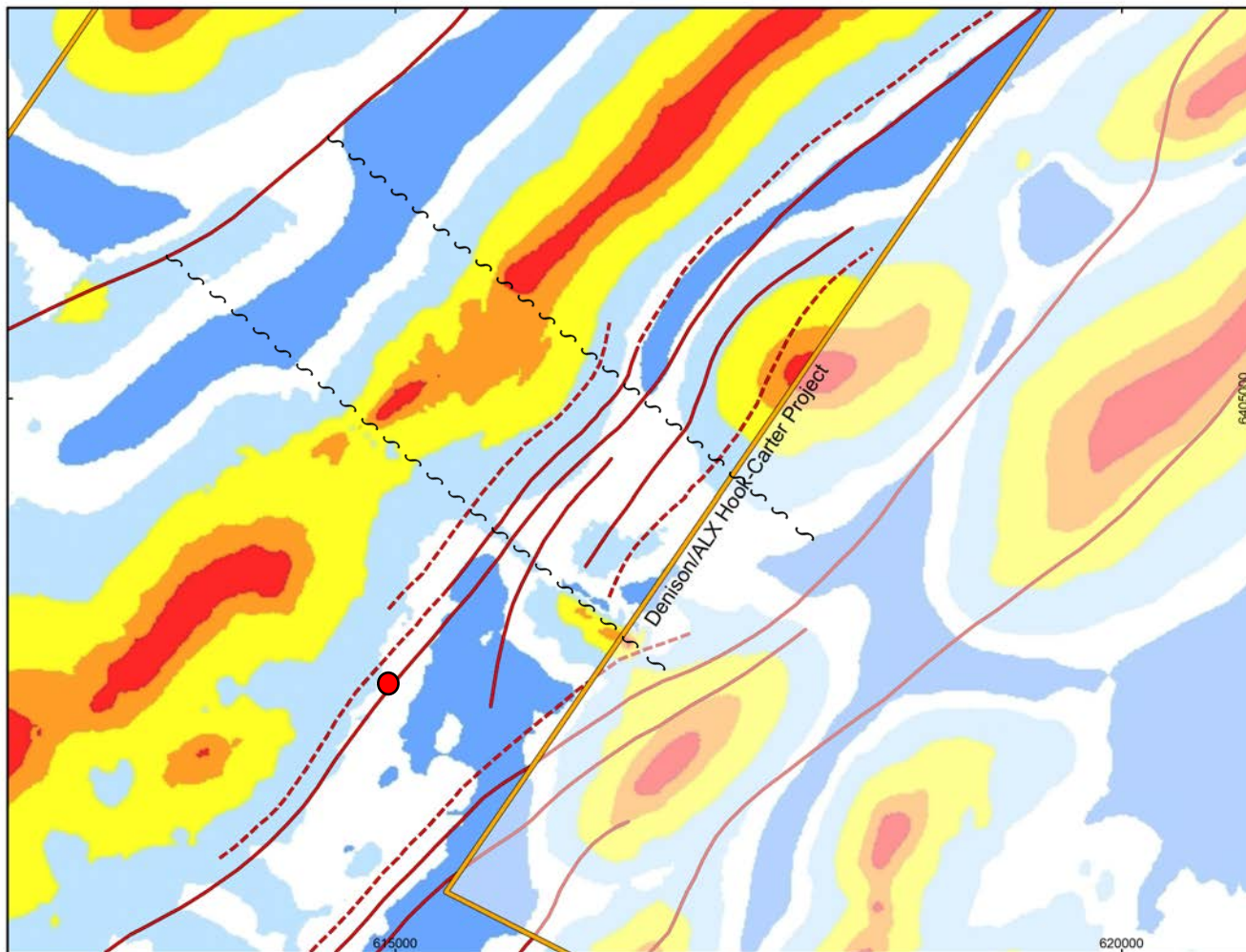
Isolating/Prioritizing Drill Targets

- ✓ Geological Survey of Canada Gravity Survey
 - Target host rock (of both granitic and dioritic gneiss) correlates to the transitions zones between high-low gravity regions – key to the model setting
 - Sabre conductors travel directly across transition zone



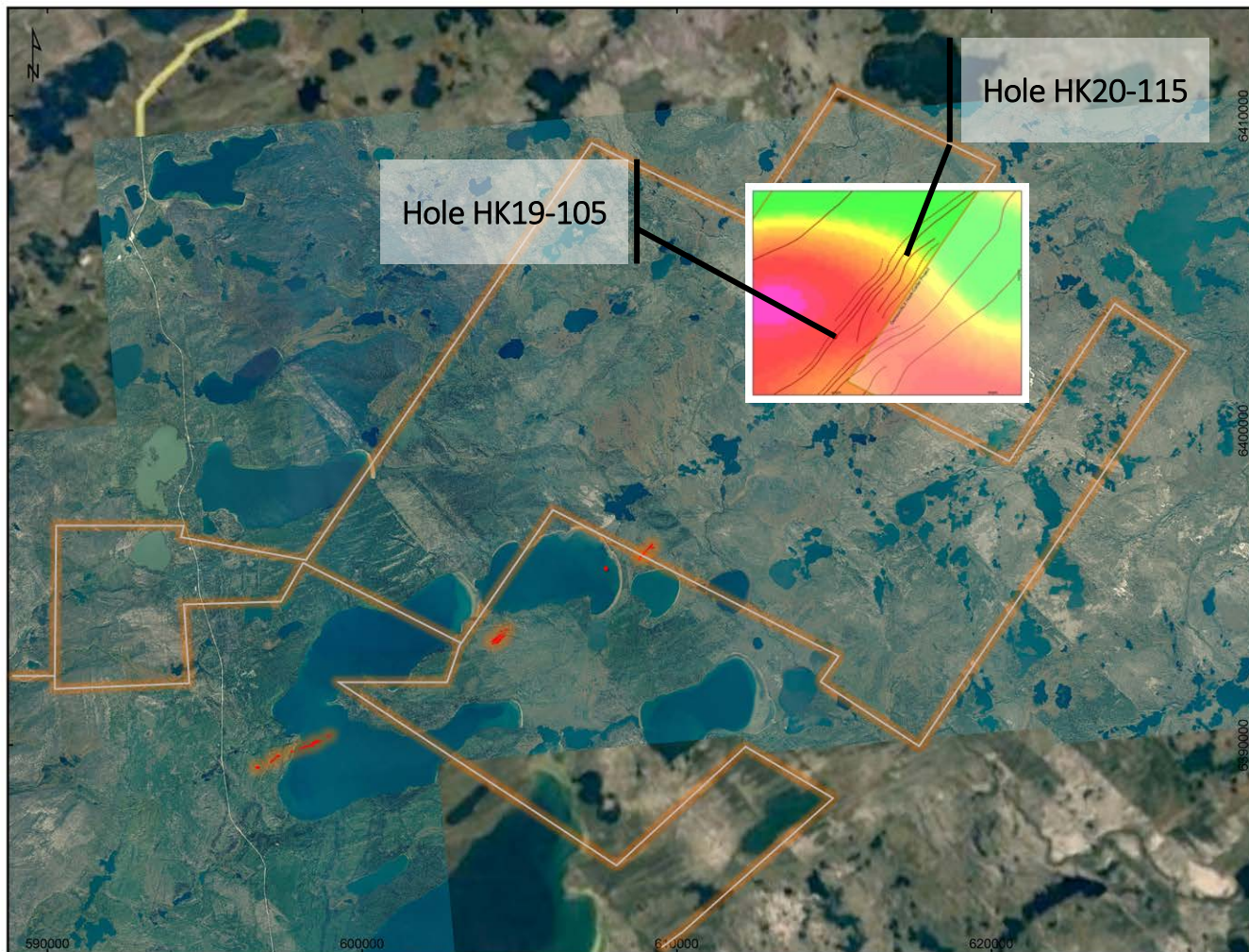
Isolating/Prioritizing Drill Targets

- ✓ Looking for Complexity
Magnetic/Geology Survey
 - Bends around geological structures
 - Evidence of cross cutting faults



Planning the Next Campaign

- ✓ Hole HK20-115
 - 4.2km to the north
 - Testing the extent of the alteration and mineralization
 - Results presented all elements of the model setting
- ✓ Results demonstrate that model uranium deposition setting extends across **the 4.2 km Sabre Zone**
- ✓ Planning has begun to prioritize specific drill targets for presentation to the JV partners



02

Hook Lake & The
Patterson Corridor

Hole HK19-105

Overburden

Sandstone

Diorite Gneiss

Chloritized (Altered)

Granitic Gneiss

Chloritized (Altered)

Diorite Gneiss

Silicification

Uranium Mineralization


Overburden

Sandstone

Hole HK20-115

Interpreted Graphitic Shear Zone

Deep Portfolio of Advanced and Highly Prospective Projects



Since 2002, Purepoint has acquired and explored over 350,00 hectares of property across the Athabasca Basin, quickly and efficiently releasing those demonstrating the fewest prospects.

What remains is a collection of well understood projects with dozens of clearly defined, uranium bearing targets that have been safely maintained in order to maximize their value during the pending uranium price correction

Joint Ventures



- Hook Lake Project
- Smart Lake Project

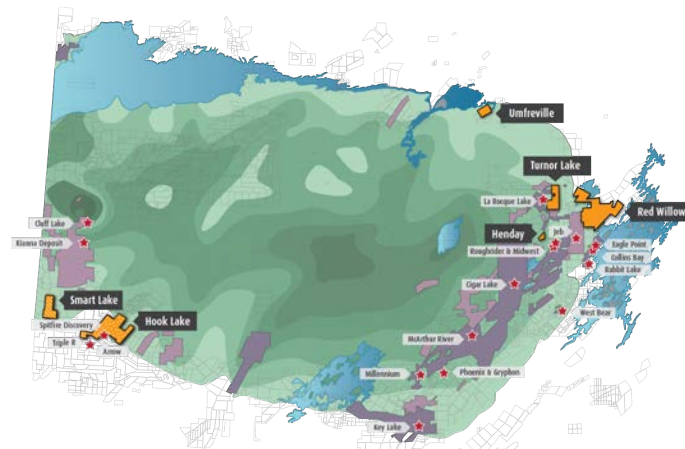
100% Owned

- Turnor Lake Project
- Red Willow Project
- Red Willow North
- Henday Project
- Umfreville Project

Established Pipeline of Uranium Projects

Covering all stages of the exploration cycle

Outside its flagship Hook Lake Project, drilling to date on Smart Lake, Red Willow and Turnor Lake projects have all resulted in the identification of uranium mineralization and related exploration indicators for further follow-up



High Grade Discoveries at Flagship Hook Lake Project

Preparing follow-up program at newly outlined Sabre Zone

First Pass Drilling Completed

Uranium mineralization identified at all projects

Drill Targets Defined

Pending maiden drill programs

Hook Lake	28,683 h	21% Ownership (Cameco & Orano)	\$24.6m spent (\$8mm by PTU)	Held to March 2038
Smart Lake	9,800 h	27% Ownership (Cameco)	\$3.0 spent (\$3mm by PTU)	Held to July 2024
Red Willow	40,119 h	100% Owned	\$9.25mm spent	Held to March 2025
Turnor Lake	9,705 h	100% Owned	\$5.5mm spent	Held to August 2031
Umfreville	3,941 h	100% Owned	\$0.75mm spent	Held to April 2022
Henda	1,029 h	100% Owned	\$0.35mm spent	Held to February 2022



The Uranium market doesn't ebb and flow with the ongoing activities of the world's politics and economies. Instead, it lies in wait, only to make jarring moves based on very specific and unfortunate situations. From the accident at Three Mile Island to the flooding of the McArthur and Cigar uranium mines, a Japanese tsunami and now a global pandemic.



Anticipating the Tipping Point

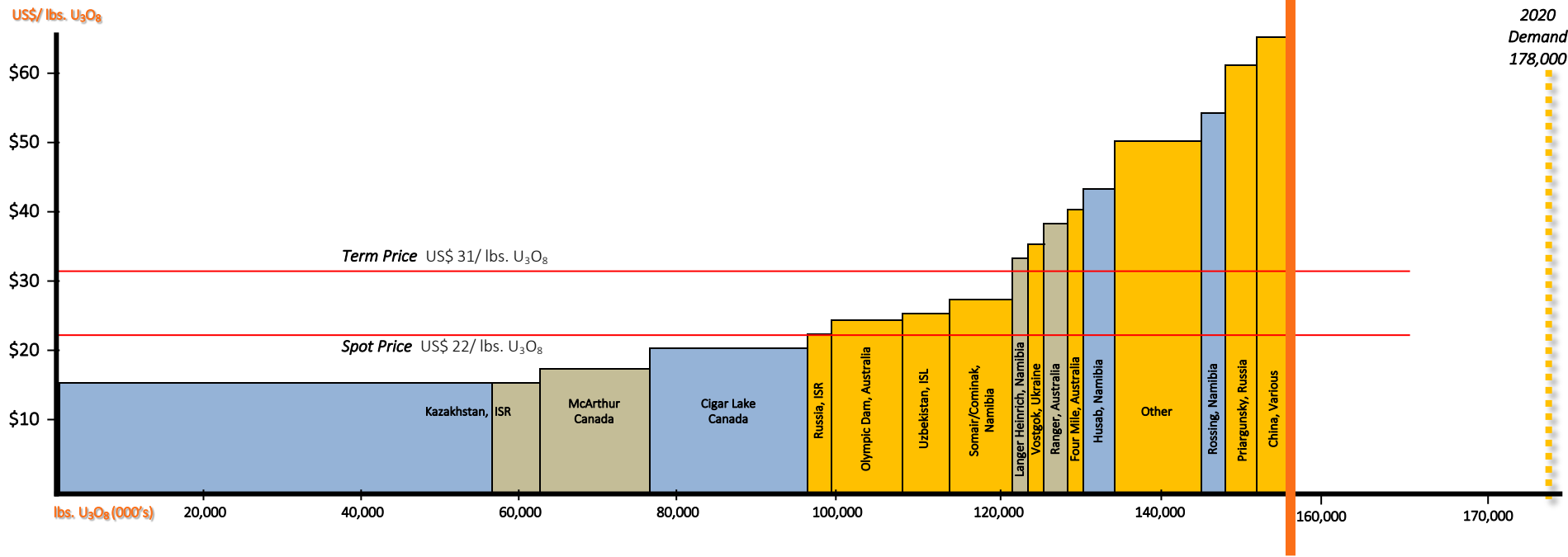
As COVID 19 halts the world's economies, it also resulted in the shut down of many uranium mines. Mines that were continuing to supply uranium to an overstocked inventory.

04

Uranium Market
Shift Underway

Uranium Cost Curve

2017



Source: World Nuclear Association
UxC Consulting
Tribeca Investment Partners

www.purepoint.ca

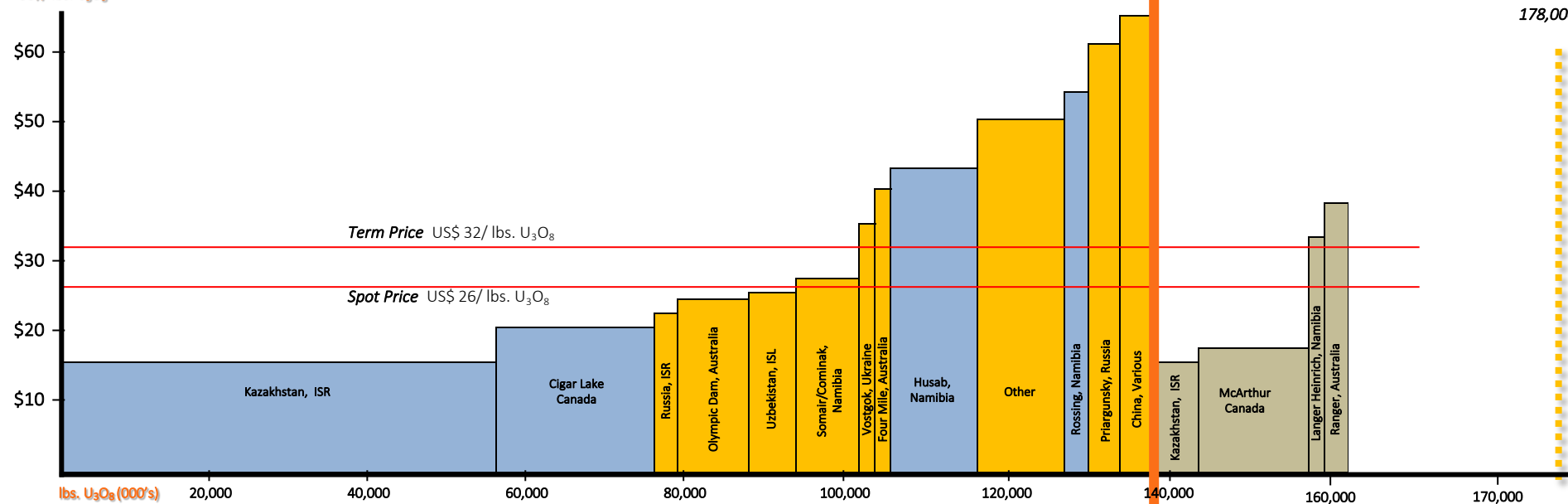
PTU.V

04

Uranium Market
Shift Underway

Uranium Cost Curve

2019

US\$/lbs. U_3O_8 2020
Demand
178,000

Source: World Nuclear Association
UxC Consulting
Tribeca Investment Partners

www.purepoint.ca

2019
Production
139,000

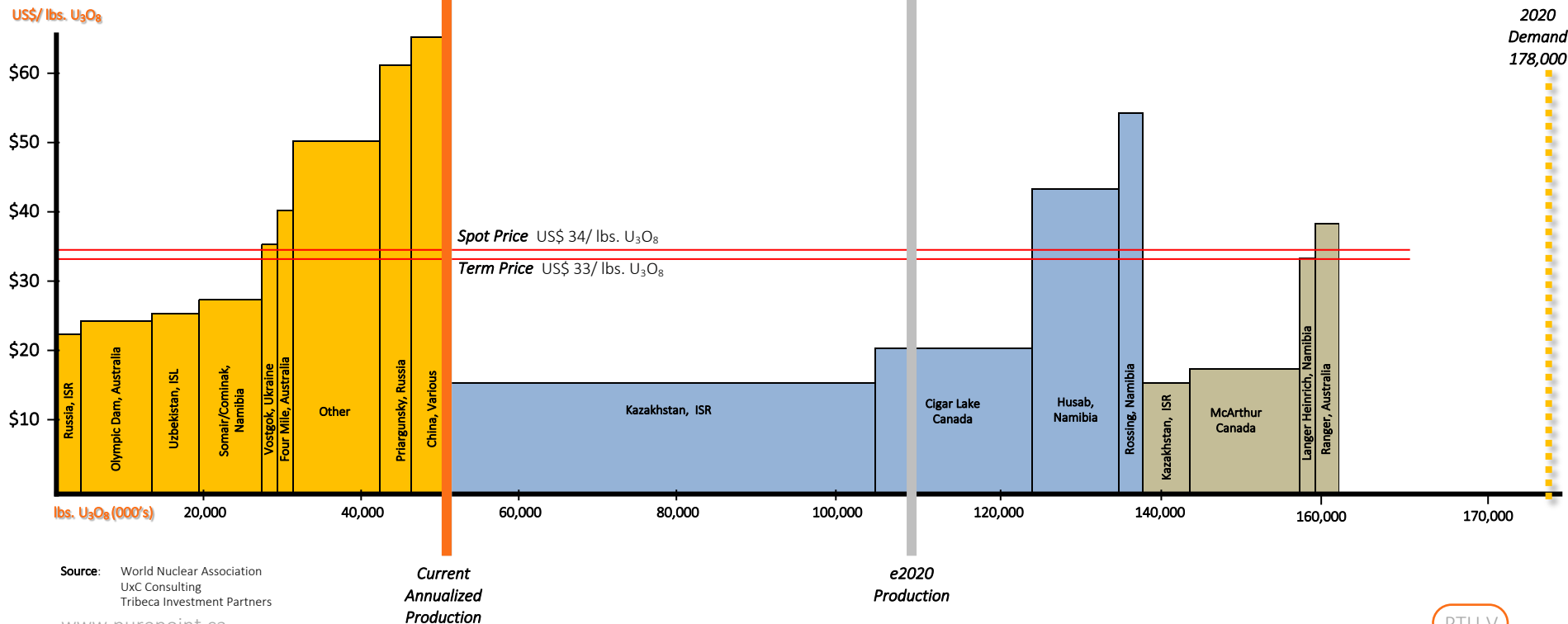
PTU.V

04

Uranium Market
Shift Underway

Uranium Cost Curve

May 2020



Contact

Chris Frostad, President & CEO

E: cfrostad@purepoint.ca

T: +1.416.603.8368

Jeanny So, Corporate Communications

info@jeannyso.com

T: +1.647.202.0994



www.purepoint.ca



[Twitter @PurepointU₃O₈](https://twitter.com/PurepointU3O8)



[LinkedIn @Purepoint-Uranium](https://www.linkedin.com/company/Purepoint-Uranium)



[YouTube @Purepoint Uranium](https://www.youtube.com/PurepointUranium)